

Principles of Computer Science

Twitter Lesson

Twitter is a free [social networking](#) and [micro-blogging](#) service that enables its users to send and read messages known as *tweets*. Tweets are [text-based](#) posts of up to 140 [characters](#) displayed on the author's profile page and delivered to the author's subscribers who are known as *followers*. "Wikipedia"

Twitter is one of the fastest growing social networks and most popular websites on the Internet.

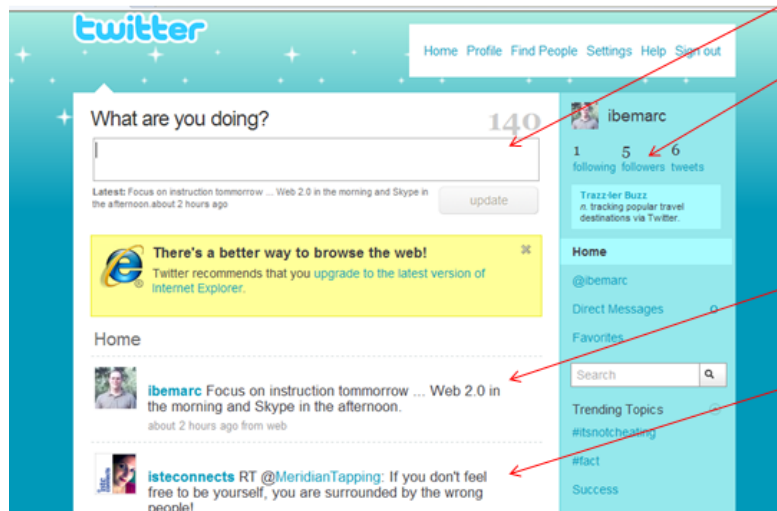
Twitter was used by Iranians to communicate with the outside world during their 2009 disputed presidential election. Tech-savvy Iranians turned to the microblogging site Twitter to get past government censoring. [Twitter Tells Tale of Iran Election](#)

After this lesson you will be able to:

- 1) navigate the Twitter environment
- 2) become a "follower" of someone else's tweets
- 3) see who is following you
- 4) send a tweet
- 5) set up your profile
- 6) set privacy settings

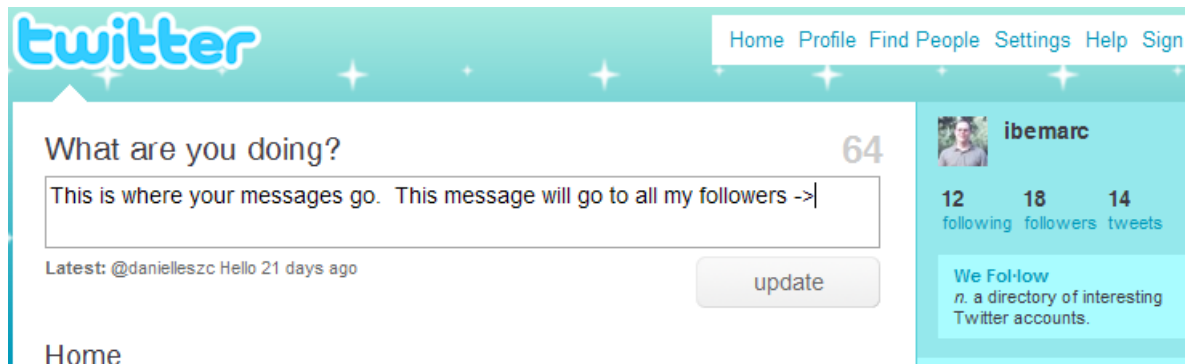
Instructions:

- 1) The first thing you must do is go to <http://www.twitter.com> and set up an account.
- 2) Here are the basic components of a Twitter page:

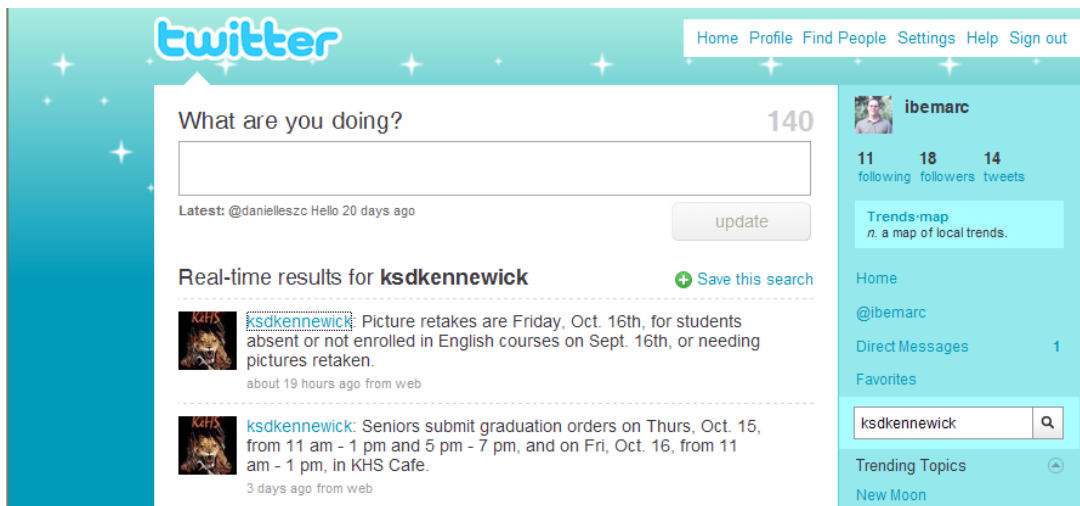


- ▶ Entry box
- ▶ Listing of who is following me
- ▶ Current tweets
- ▶ Tweets of people I follow

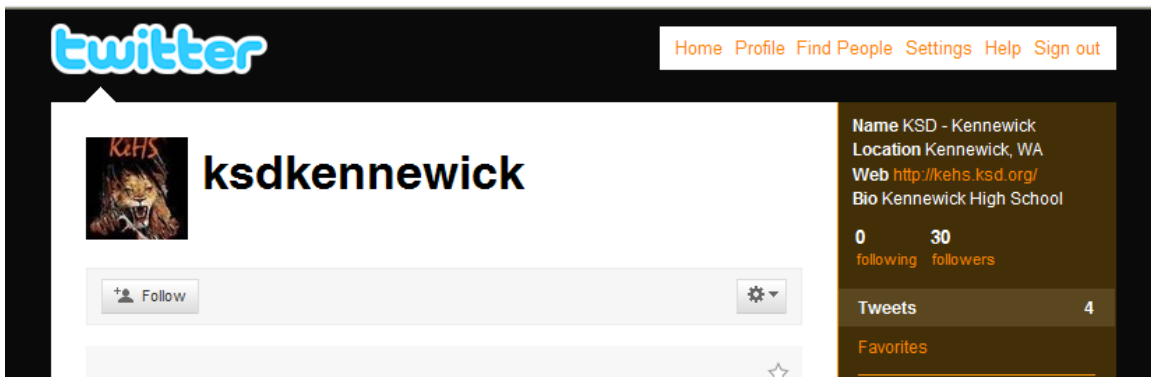
- 3) If you want to send out a tweet (140 character or less text message), you type it in the message box at the top of the page. The message will go out to all of your followers. However, if you just created the account you probably don't have any followers.



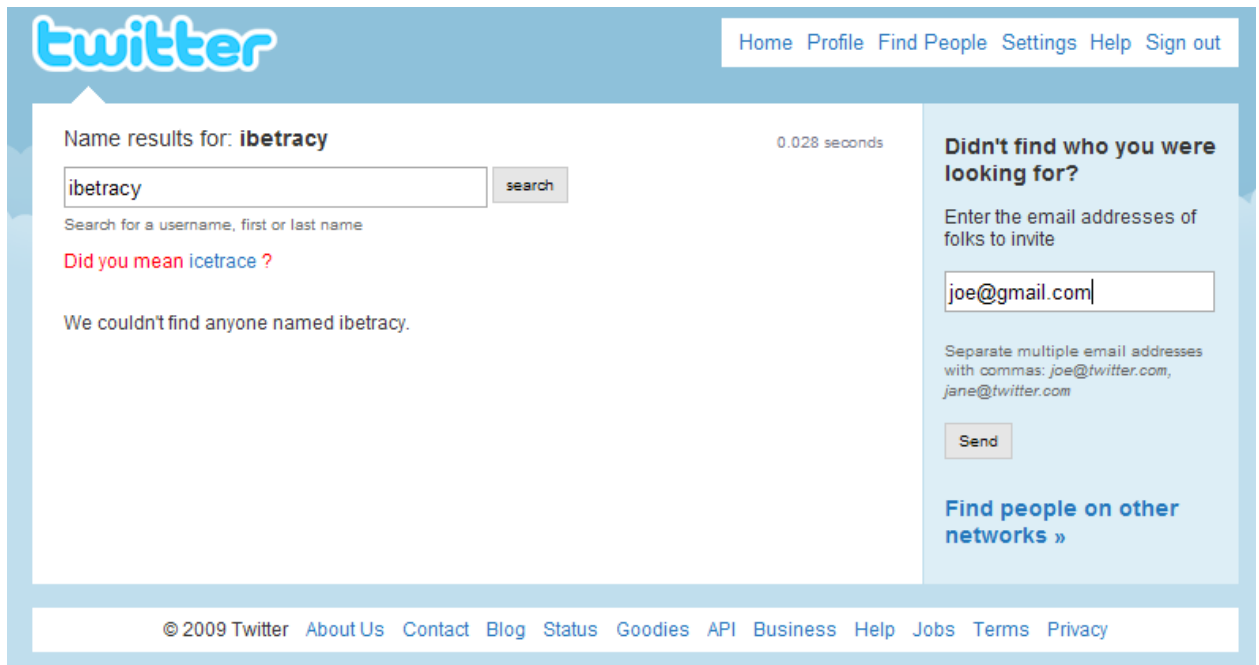
- 4) If you want to find an individual or organization to follow, enter the keywords in the search box or click "Find People" at the top of the screen. If you type in "ksdkennewick" in the search box, you will be able to pull up the Kennewick High Twitter page.



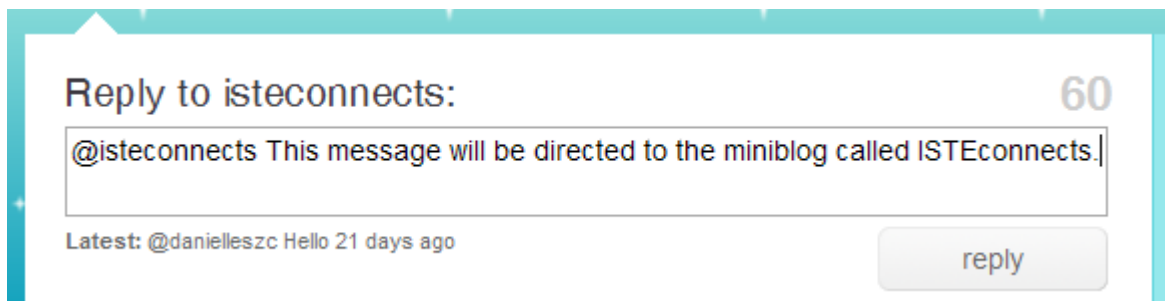
- 5) If you click on one of the ksdkennewick links, you will become a follower of the page.



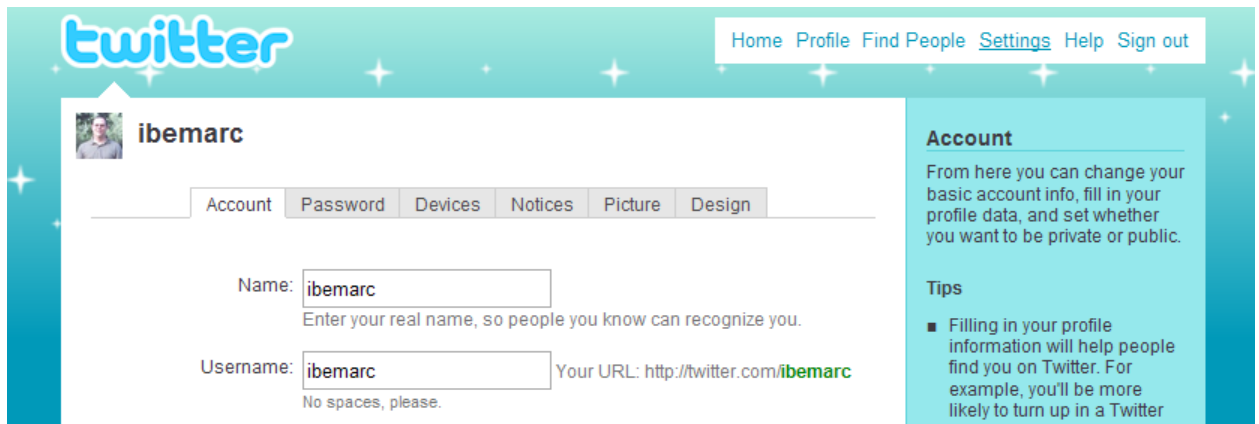
- 6) If you want, Twitter will send an email to someone you know that is on Twitter. They will then okay you as a follower. After that, you will receive their tweets.



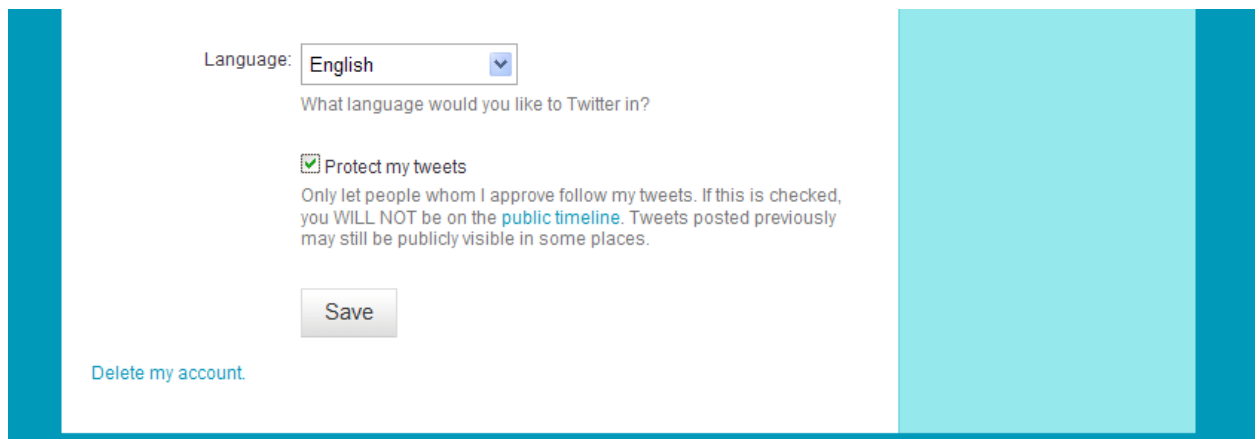
- 7) If you want to direct a tweet to a single individual, you place an @ symbol before their Twitter name and then include your message.



- 8) You can access your Twitter home page by typing: <http://twitter.com/YourUsername> (i.e. mine is <http://twitter.com/ibemarc>)



- 9) Be sure and set your privacy level. This will protect you from unwanted followers.



- 10) If someone is one of your followers, you can click on "followers" and select the little man icon to become one of their followers.

